

READY TO USE THE PAYMENT PORTAL?

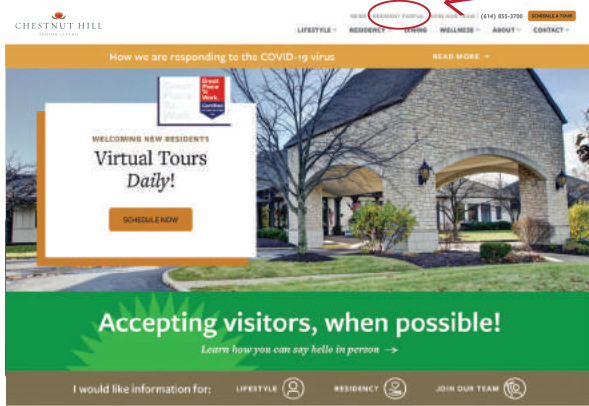
it's easy!




Follow these steps to get started!

Step 1: Keep your invoice handy and go to www.ChestnutHillSeniorLiving.com
 First (part A) click on the Resident Portal.
 Then (part B) at the portal, select Assisted Living & Memory Care.

part A:

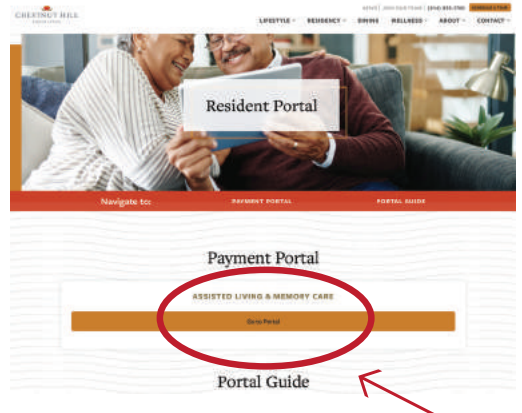


browser view



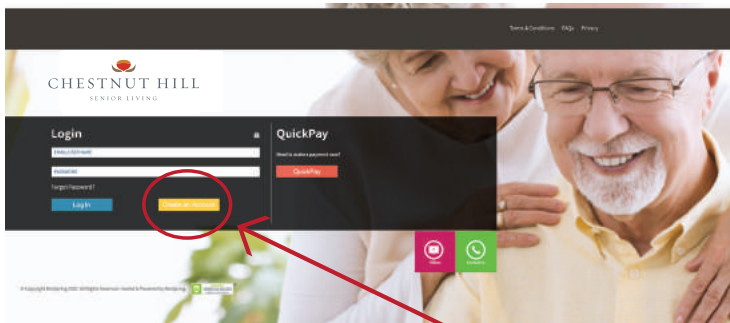
mobile view

part B:




Assisted Living & Memory Care

Step 2: Welcome to the Payment Portal! Create an account or quick pay here. Click the yellow button to create an account. Refer to your invoice for your Online ID and zip code.



Quick tip!
 If you get stuck, be sure to check out the video tutorials for extra help!



Step 3: Follow the instructions, fill out some forms, and welcome to the future!